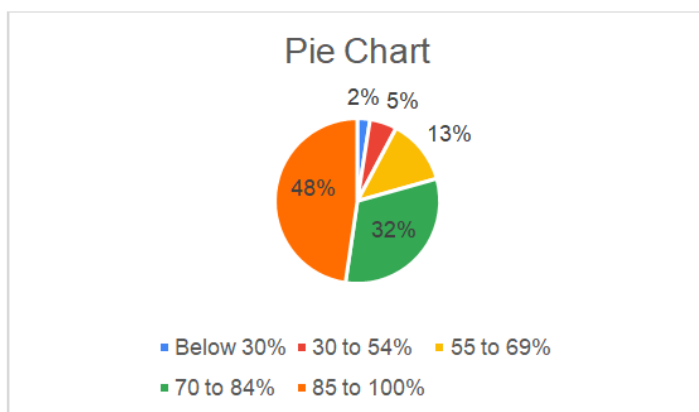


KCESs Moolji Jaitha College (Autonomous), Jalgaon**Students Satisfaction Survey 2022-23****Responses : Include students from UG/ PG and Arts, Science and Commerce****Mode : Online through Google forms and ERP Software****Analysis of Students Satisfaction Survey 2022-23**

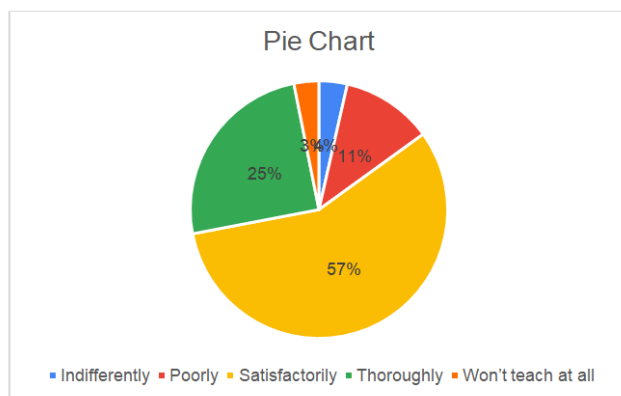
1. How much of the syllabus was covered in the class?

| Class | Responses |
|------------|-----------|
| Below 30% | 18 |
| 30 to 54% | 39 |
| 55 to 69% | 94 |
| 70 to 84% | 232 |
| 85 to 100% | 349 |
| Total | 732 |



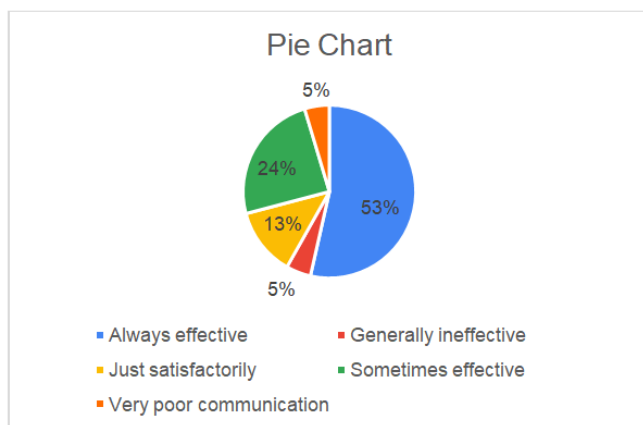
2. How well did the teachers prepare for the classes?

| Class | Responses |
|--------------------|-----------|
| Indifferently | 26 |
| Poorly | 84 |
| Satisfactorily | 417 |
| Thoroughly | 182 |
| Won't teach at all | 23 |
| Total | 732 |



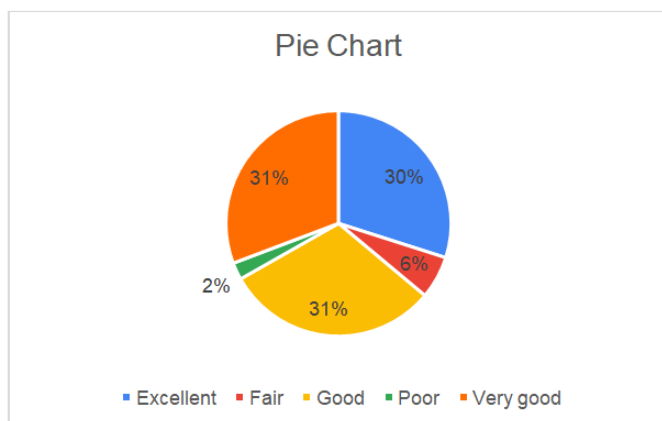
3. How well were the teachers able to communicate?

| Class | Responses |
|-------------------------|-----------|
| Always effective | 392 |
| Generally ineffective | 34 |
| Just satisfactorily | 93 |
| Sometimes effective | 179 |
| Very poor communication | 34 |
| Total | 732 |



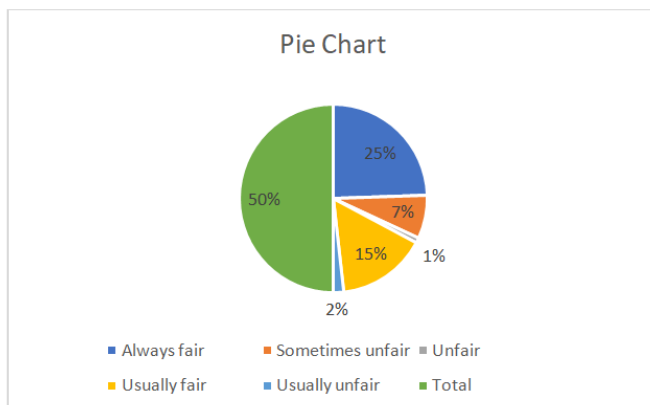
4. The teacher's approach to teaching can best be described as:

| Class | Responses |
|-----------|-----------|
| Excellent | 219 |
| Fair | 45 |
| Good | 225 |
| Poor | 18 |
| Very good | 225 |
| Total | 732 |



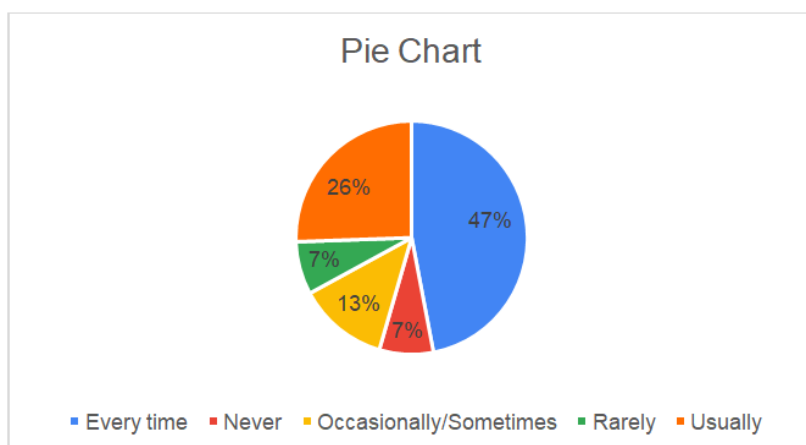
5. Fairness of the internal evaluation process by the teachers.

| Class | Responses |
|------------------|-----------|
| Always fair | 358 |
| Sometimes unfair | 109 |
| Unfair | 13 |
| Usually fair | 226 |
| Usually unfair | 26 |
| Total | 732 |



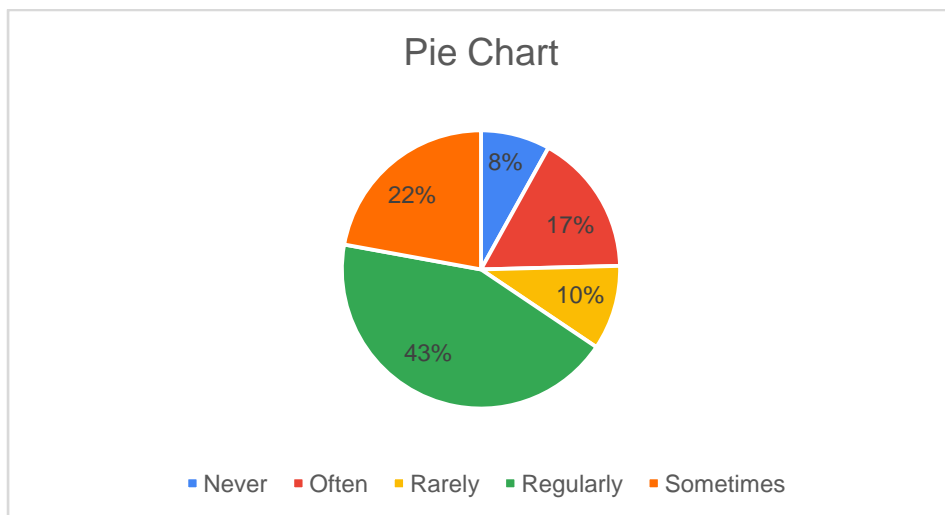
6. Was your performance in assignments discussed with you?

| Class | Responses |
|------------------------|-----------|
| Every time | 344 |
| Never | 55 |
| Occasionally/Sometimes | 92 |
| Rarely | 54 |
| Usually | 187 |
| Total | 732 |



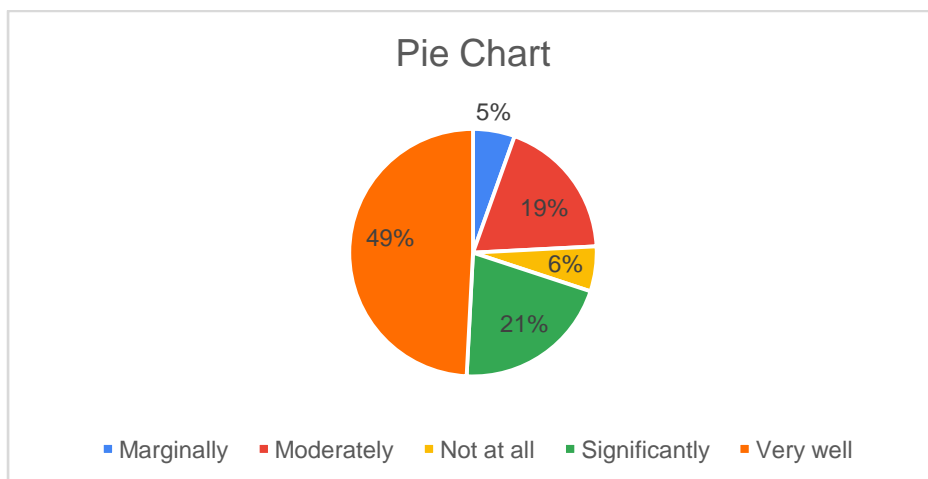
7. The institute takes active interest in promoting internship, student exchange, field visit opportunities for students:

| Class | Responses |
|-----------|-----------|
| Never | 59 |
| Often | 121 |
| Rarely | 72 |
| Regularly | 318 |
| Sometimes | 162 |
| Total | 732 |



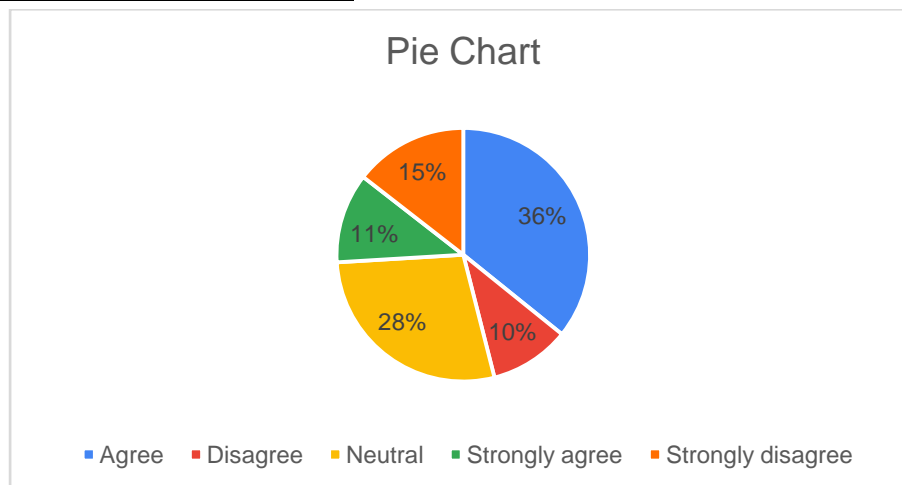
8. The teaching and mentoring process in your institution facilitates you in cognitive, social and emotional growth.

| Class | Responses |
|---------------|-----------|
| Marginally | 40 |
| Moderately | 137 |
| Not at all | 43 |
| Significantly | 152 |
| Very well | 360 |
| Total | 732 |



9. The institution provides multiple opportunities to learn and grow.

| Class | Responses |
|-------------------|-----------|
| Agree | 262 |
| Disagree | 75 |
| Neutral | 205 |
| Strongly agree | 84 |
| Strongly disagree | 106 |
| Total | 732 |



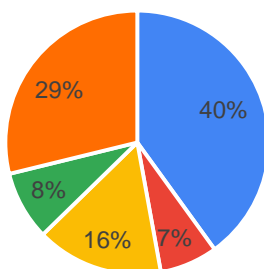
10. Teachers inform you about your expected competencies, course outcomes and program outcomes.

| Class | Responses |
|------------------------|-----------|
| Every time | 340 |
| Never | 28 |
| Occasionally/Sometimes | 117 |
| Rarely | 61 |
| Usually | 186 |
| Total | 732 |

11. Your mentor does a necessary follow-up with an assigned task to you.

| Class | Responses |
|------------------------|-----------|
| Every time | 293 |
| I don't have a mentor | 52 |
| Occasionally/Sometimes | 114 |
| Rarely | 62 |
| Usually | 211 |
| Total | 732 |

Pie Chart

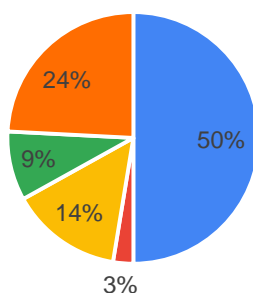


■ Every time ■ I don't have a mentor ■ Occasionally/Sometimes ■ Rarely ■ Usually

12. The teachers illustrate the concepts through examples and applications.

| Class | Responses |
|------------------------|-----------|
| Every time | 366 |
| Never | 19 |
| Occasionally/Sometimes | 105 |
| Rarely | 65 |
| Usually | 177 |
| Total | 732 |

Pie Chart



■ Every time ■ Never ■ Occasionally/Sometimes ■ Rarely ■ Usually

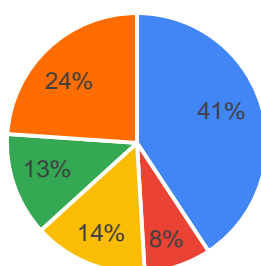
13. The teachers identify your strengths and encourage you with providing right level of challenges.

| Class | Responses |
|------------|-----------|
| Fully | 325 |
| Partially | 120 |
| Reasonably | 180 |
| Slightly | 66 |
| Unable to | 41 |
| Total | 732 |

14. Teachers are able to identify your weaknesses and help you to overcome them.

| Class | Responses |
|------------------------|-----------|
| Every time | 298 |
| Never | 61 |
| Occasionally/Sometimes | 104 |
| Rarely | 94 |
| Usually | 175 |
| Total | 732 |

Pie Chart

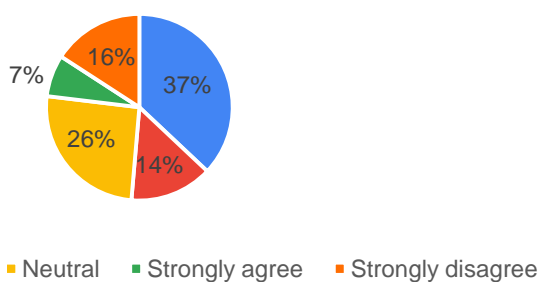


■ Every time ■ Never ■ Occasionally/Sometimes ■ Rarely ■ Usually

15. The institution makes effort to engage students in the monitoring, review and continuous quality improvement of the teaching learning process.

| Class | Responses |
|-------------------|-----------|
| Agree | 271 |
| Disagree | 105 |
| Neutral | 187 |
| Strongly agree | 53 |
| Strongly disagree | 116 |
| Total | 732 |

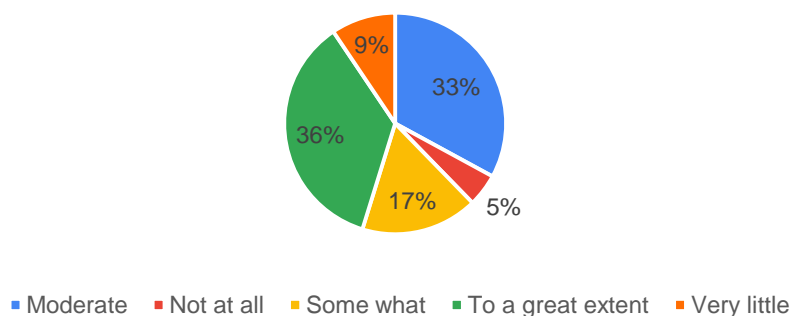
Pie Chart



16. The institute/ teachers use student centric methods, such as experiential learning, participative learning and problem solving methodologies for enhancing learning experiences.

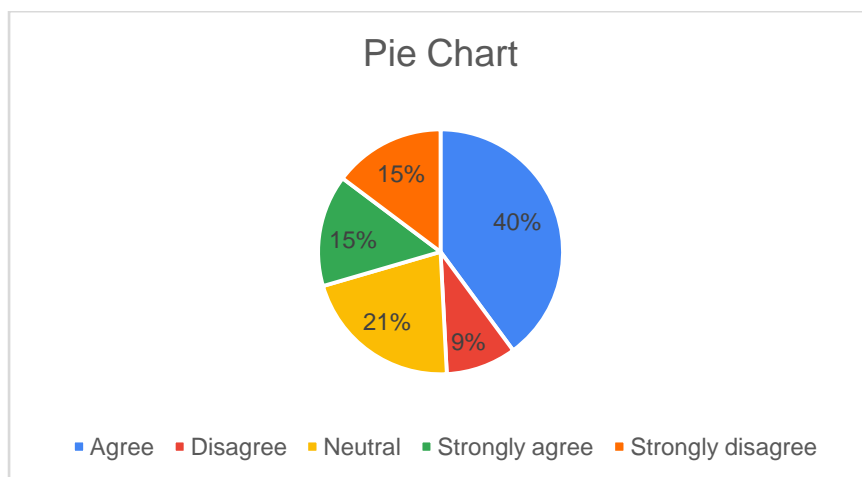
| Class | Responses |
|-------------------|-----------|
| Moderate | 241 |
| Not at all | 35 |
| Some what | 125 |
| To a great extent | 262 |
| Very little | 69 |
| Total | 732 |

Pie Chart



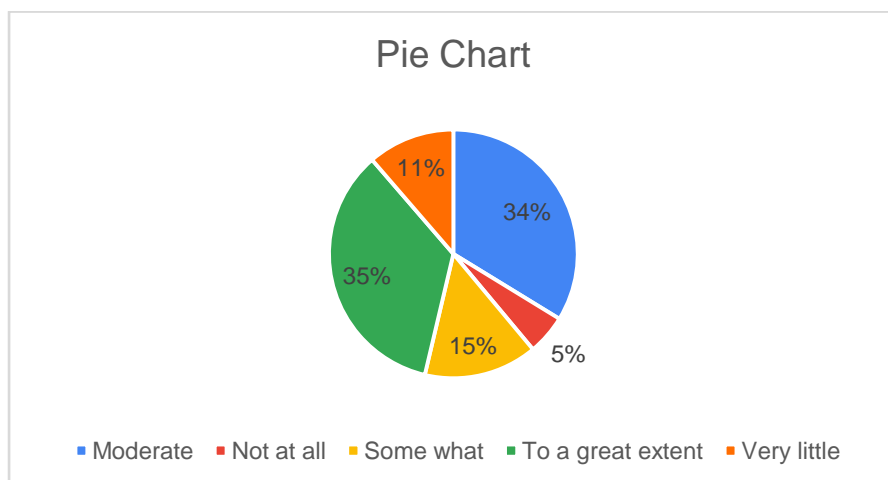
17. Teachers encourage you to participate in extracurricular activities.

| Class | Responses |
|-------------------|-----------|
| Agree | 292 |
| Disagree | 68 |
| Neutral | 156 |
| Strongly agree | 108 |
| Strongly disagree | 108 |
| Total | 732 |



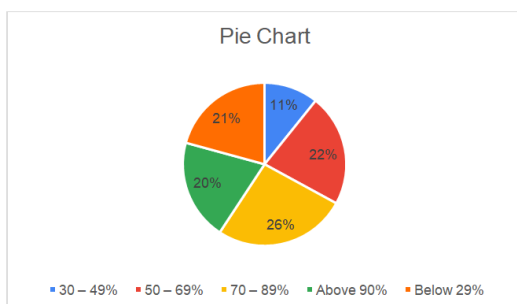
18. Efforts are made by the institute/ teachers to inculcate soft skills, life skills and impressionability Skills to make you ready for the world of work.

| Class | Responses |
|-------------------|-----------|
| Moderate | 247 |
| Not at all | 38 |
| Some what | 108 |
| To a great extent | 256 |
| Very little | 83 |
| Total | 732 |



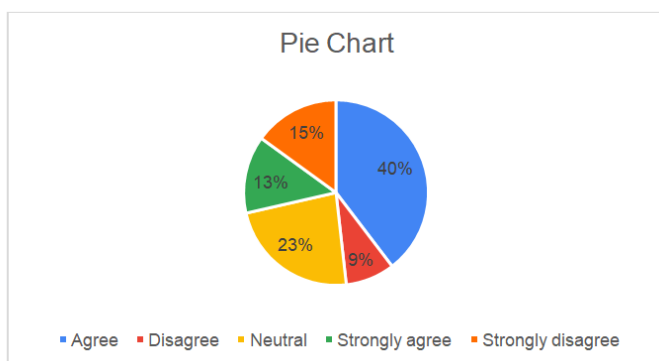
19. What percentage of teachers use ICT tools such as LCD projector, Multimedia, etc. while teaching.


| Class | Responses |
|-----------|-----------|
| 30 – 49% | 79 |
| 50 – 69% | 162 |
| 70 – 89% | 193 |
| Above 90% | 146 |
| Below 29% | 152 |
| Total | 732 |



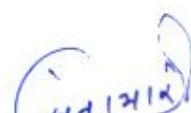
20. The overall quality of teaching-learning process in your institute is very good.

| Class | Responses |
|-------------------|-----------|
| Agree | 290 |
| Disagree | 63 |
| Neutral | 170 |
| Strongly agree | 99 |
| Strongly disagree | 110 |
| Total | 732 |




 (Dr. K. P. Narkhede)
 IQAC Coordinator
 Co-ordinator, IQAC
 M.J. College, Jalgaon




 (Prof. S. N. Bharambe)
 Principal and IQAC Chairperson
PRINCIPAL
 M.J. College, Jalgaon
 (Autonomous)